



# INT-422-P2P-D/S

## RS422 Interfaces (for CHAMELEON network)

### INSTALLATION MANUAL

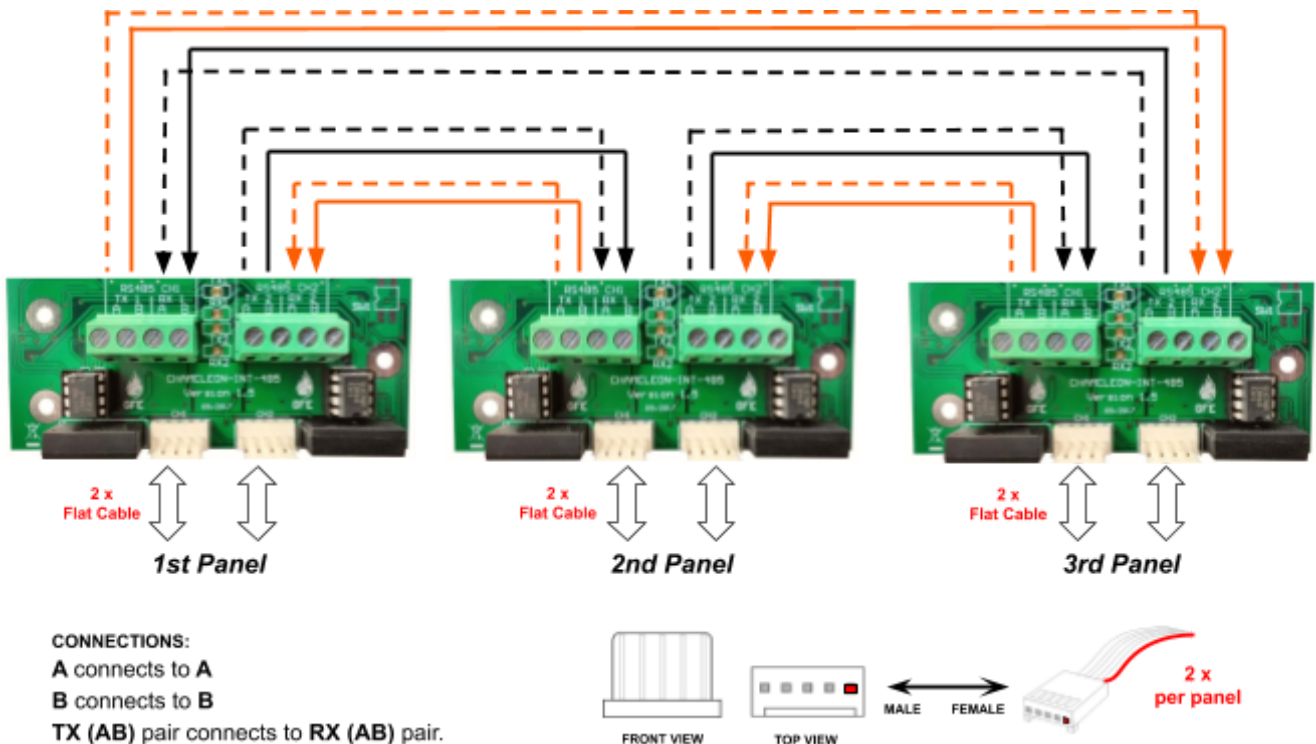
#### Introduction

The **INT-422-P2P-D** interface allows double peer-to-peer RS422 connection, making it possible to build a closed loop, “daisy-chained” communication network between GFE's **CHAMELEON Panels** (GEKKO, OCTO+, NODE+ and CHAMELEON REPEATER).

The **INT-422-P2P-S** interface allows one single RS422 connection. Mainly used for integration to 3rd party BMS systems or for a single extension connection to a CHAMELEON Display.

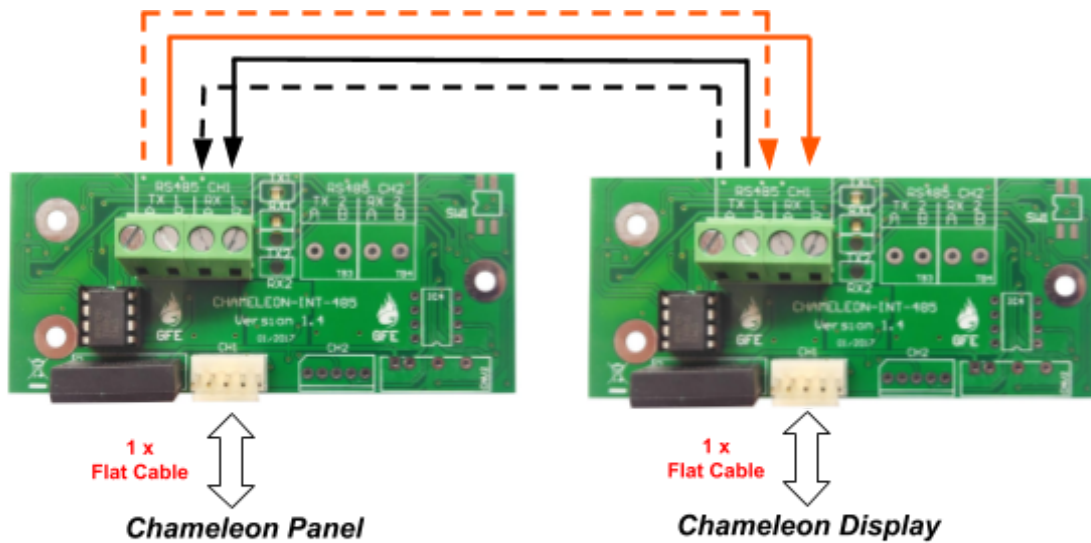
For more detailed information, such as commissioning, network topology options and installation troubleshooting, please refer to the **CHAMELEON Network Manual** or contact our Technical support team at [techs@globalfire.pt](mailto:techs@globalfire.pt)

The following image shows a standard wiring connection between 3 panels in a “closed loop” fully redundant connection.





The following image shows a single wiring connection, normally used for CHAMELEON Display extension or BMS connection.

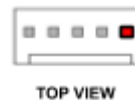
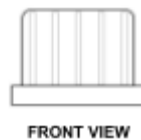


**CONNECTIONS:**


**A** connects to **A**

**B** connects to **B**

**TX (AB)** pair connects to **RX (AB)** pair.



MALE FEMALE



**WARNING**  
 Disconnect all power sources including primary (electrical mains) and secondary (batteries) supplies, before connecting or disconnecting interface modules.

**WARNING**  
 Electro-static sensitive devices (ESD)  
 Take suitable ESD precautions when removing or installing printed circuit boards.

| TECHNICAL SPECIFICATIONS       |   |
|--------------------------------|---|
| POWER SUPPLY RATING            | 24V DC (17V to 30V DC)  |
| SUPPLY CURRENT                 | 14 mA   |
| RECOMMENDED CABLE              | Category 5 cable as defined by the EIA/TIA/ANSI 568 specification (<17 pF/ft @ 100 ohm) |
| MAXIMUM CABLE DISTANCE         | 1200 m per connection   |
| OPERATING/ STORAGE TEMPERATURE | -10°C to 50°C   |
| HUMIDITY                       | Max 85% RH Non-Condensing   |
| PROTECTION                     | IP30  |
| DIMENSIONS / WEIGHT            | 90 (L) x 40 (W) x 20 (H) mm / 33 g  |
| COMPATIBILITY                  | All CHAMELEON Panels (GEKKO, OCTO+, NODE+, CHAMELEON REP)                               |

| ORDER CODE             |  |
|------------------------|--|
| <b>INT-RS422-P2P-D</b> | RS422 DOUBLE (double channel for CHAMELEON CLOSED LOOP)        |
| <b>INT-RS422-P2P-S</b> | RS422 SINGLE (single channel used on BMS or CHAMELEON DISPLAY) |

## GLOBAL FIRE EQUIPMENT S.A.

Sítio dos Barrabés, Armazém Nave Y, Caixa Postal 908-Z, 8150-016 São Brás de Alportel - PORTUGAL  
 Tel: +351 289 896 560 • Sales: sales@globalfire.pt • Technical Support: techs@globalfire.pt • www.globalfire.pt